

1

With Student
Audio CD



LET'S GO

4th
Edition

STUDENT BOOK



R. Nakata
K. Frazier
B. Hoskins
C. Graham

OXFORD



Ritsuko Nakata
Karen Frazier
Barbara Hoskins

songs and chants by Carolyn Graham

OXFORD
UNIVERSITY PRESS

OXFORD
UNIVERSITY PRESS

198 Madison Avenue
New York, NY 10016 USA

Great Clarendon Street, Oxford, OX2 6DP, United Kingdom

Oxford University Press is a department of the University of Oxford. It furthers the University's objective of excellence in research, scholarship, and education by publishing worldwide. Oxford is a registered trade mark of Oxford University Press in the UK and in certain other countries

© Oxford University Press 2012

The moral rights of the author have been asserted

First published in 2012

2016 2015 2014 2013

10 9 8 7 6

No unauthorized photocopying

All rights reserved. No part of this publication may be reproduced, stored in a retrieval system, or transmitted, in any form or by any means, without the prior permission in writing of Oxford University Press, or as expressly permitted by law, by licence or under terms agreed with the appropriate reprographics rights organization. Enquiries concerning reproduction outside the scope of the above should be sent to the ELT Rights Department, Oxford University Press, at the address above

You must not circulate this work in any other form and you must impose this same condition on any acquirer

Links to third party websites are provided by Oxford in good faith and for information only. Oxford disclaims any responsibility for the materials contained in any third party website referenced in this work

General Manager, American ELT: Laura Pearson

Executive Publishing Manager: Shelagh Speers

Senior Managing Editor: Anne Stribling

Project Editor: June Schwartz

Art, Design, and Production Director: Susan Sanguily

Design Manager: Lisa Donovan

Designer: Sangeeta E. Ramcharan

Electronic Production Manager: Julie Armstrong

Production Artist: Elissa Santos

Image Manager: Trisha Masterson

Image Editor: Joe Kassner

Production Coordinator: Hila Ratzabi

Senior Manufacturing Controller: Eve Wong

ISBN: 978 0 19 462618 7 Student Book with Audio CD

ISBN: 978 0 19 464306 1 Student Book as pack component

ISBN: 978 0 19 464360 3 Audio CD as pack component

Printed in China

This book is printed on paper from certified and well-managed sources

ACKNOWLEDGEMENTS

The authors and publisher are grateful to those who have given permission to reproduce the following extracts and adaptations of copyright material:

Illustrations by: Bernard Adnet: 28, 29, 53(t), 64, 65; Laura Arias: 67(t); Fian Arroyo: 3, 8(t), 9, 13(b), 17(b), 20(7 & 8), 21, 26(t), 27(b), 38(1B, 2C), 39, 41(b), 52(t), 53(b), 67(b); Ron Berg: 62(t), 63(t); Hector Borlasca: 36, 37; Mircea Catusanu: 2, 42(t), 56(1); Elizabeth Dulemba: 18, 19; Laura Freeman: 33, 38(3, 4 & b), 43(b), 63(b), 71(b); Ken Gamage: 24(t), 25, 38(1A, 1C, 2A, 2B), 48(b), 49(t); Michael Garland: 10, 11, 54, 55; Daniel Griffo: 8(b), 22, 40, 41(t), 42(b), 50(b), 58, 62(b), 70(b), and cats on pages 2, 4, 6, 8, 10, 12, 14, 16, 18, 22, 24, 26, 28, 30, 32, 34, 36, 40, 42, 44, 46, 48, 50, 52, 54, 58, 60, 62, 64, 66, 68, 70 and 72; Richard Hoyt: 69; Colleen Madden: 46, 47; Stevie Mahardhika: 43(t), 50(t), 51, 56, 71(t); Katie McDee: 17(t), 27(t), 57, 74, 75; Kathryn Mitter: 5(b), 23(b), 31, 35, 45(b), 49(b), 59; Maryn Roos: 4, 5(t), 6(b), 12, 13(t), 14(b), 16, 23(t), 24(b), 26(b), 30, 32, 34, 44(b), 48(t), 52(b), 60(b), 66, 68(b); Janet Skiles: 68(t), 70(t); Sam Ward: 6(t), 7, 14(t), 15, 20(1, 2, 4 & 6), 44(t), 45(t), 60(t), 61; Necdet Yilmaz: 72, 73.

Text Design: Molly K. Scanlon

Cover Design: Susan Sanguily

Cover Illustrator: Daniel Griffo

Table of Contents

Let's Remember	2
Unit 1 Things for School	4
Unit 2 Colors and Shapes	12
Let's Review Units 1 and 2	20
Unit 3 At the Store	22
Unit 4 People at Home	30
Let's Review Units 3 and 4 ...	38
Unit 5 Happy Birthday!	40
Unit 6 Outdoors	48
Let's Review Units 5 and 6 ...	56
Unit 7 Food	58
Unit 8 Animals	66
Let's Review Units 7 and 8 ...	74
Syllabus	76
Word List	78



Kate



Andy



Jenny



Scott

Let's Talk Let's Learn Let's Learn More

Let's Read Phonics Let's Review

Let's Remember

A Listen, point, and sing.



Aa



Bb



Cc



Dd



Ee



Ff



Gg



Hh



Ii



Jj



Kk



Ll



Mm



Nn



Oo



Pp



Qq



Rr



Ss



Tt



Uu



Vv



Ww



Xx



Yy




Zz

B Let's count. CD1
03

 1 one	 2 two	 3 three	 4 four	 5 five
 6 six	 7 seven	 8 eight	 9 nine	 10 ten

C Ask and answer. CD1
04



Unit 1 Things for School

Let's Talk



A Listen and say.

CD1
05

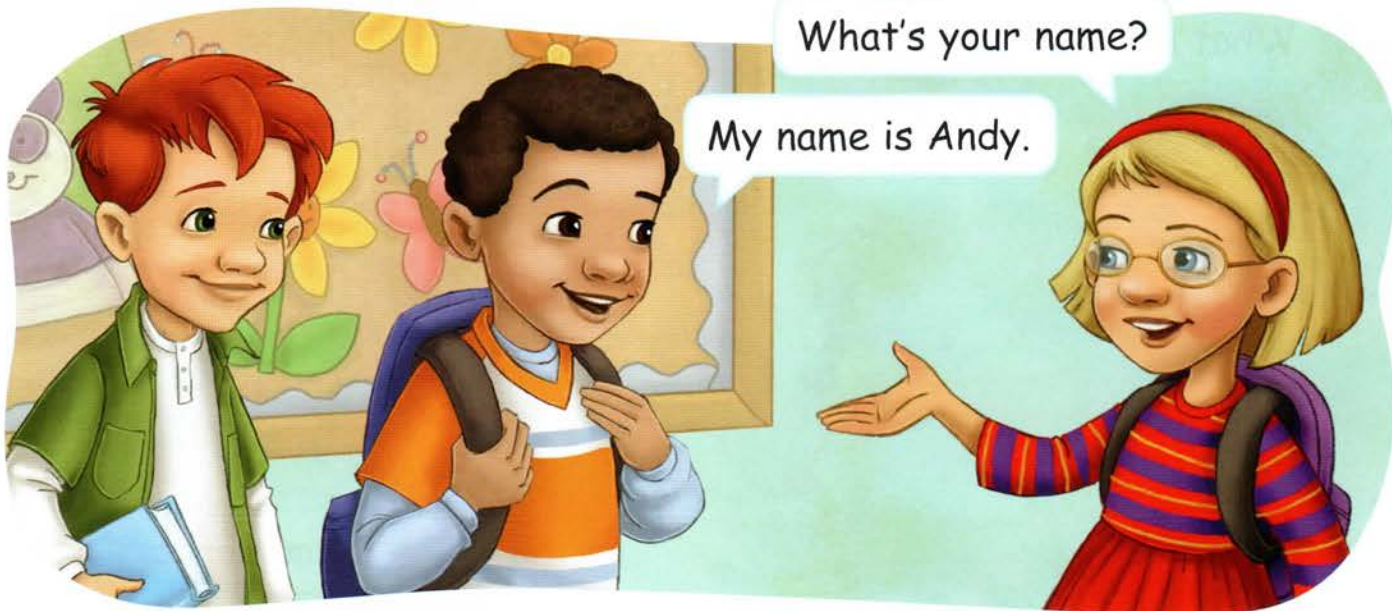
Hello. I'm Scott.
What's your name?

My name is Kate.



What's your name?

My name is Andy.



CD1
06

What's your name?
My name is **Kate**.

What is = What's
I am = I'm

B Listen and sing.



The Hello Song

Hello, hello, hello!
What's your name?
Hello, hello, hello!
My name is Scott.
My name is Scott.
Hello, Scott!
Hello, Scott!
Hello!



Jenny

Scott



Kate

Andy

C Say and act. Ask a partner.

My name is _____.
What's your name?

My name is _____.



Let's Learn



A Learn the words.

CD1
08



1. a pencil



2. a pen



3. a bag



4. a book



5. a desk



6. a chair



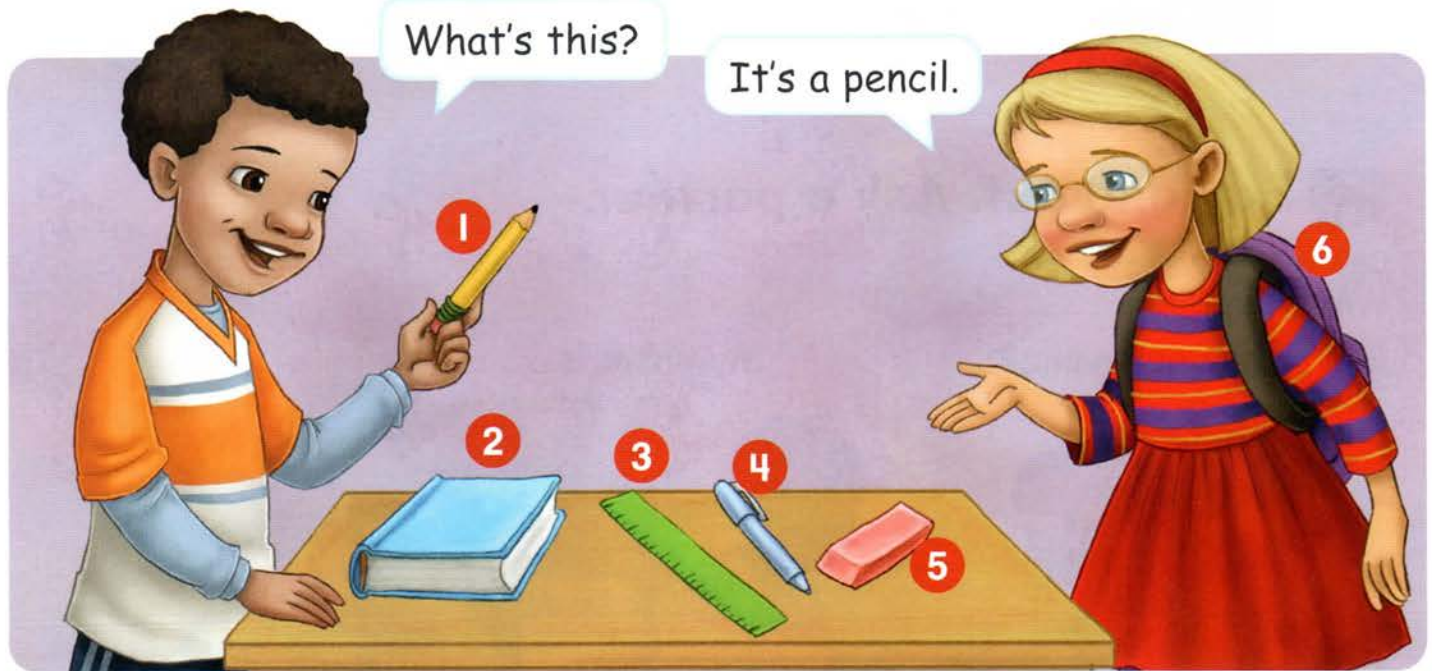
7. a ruler



8. an eraser

B Ask and answer.

CD1
09



What's this?

It's a pencil.

CD1
10




What's this?

It's a pencil.

It's an eraser.

It is = It's

C Ask your partner. CD1
11



What's this?
It's a desk.

D Listen, point, and chant. CD1
13



What's this?
It's a book.
What's this?
What's this?
It's a bag.
What's this?

What's This? It's a Book.



What's this?
It's a book.
What's this?
It's a bag.
What's this?
It's a book bag.

Let's Learn More



A Learn the words.

CD1
14



1. a map



2. a marker



3. a globe




4. a table



5. a board



6. a wastebasket



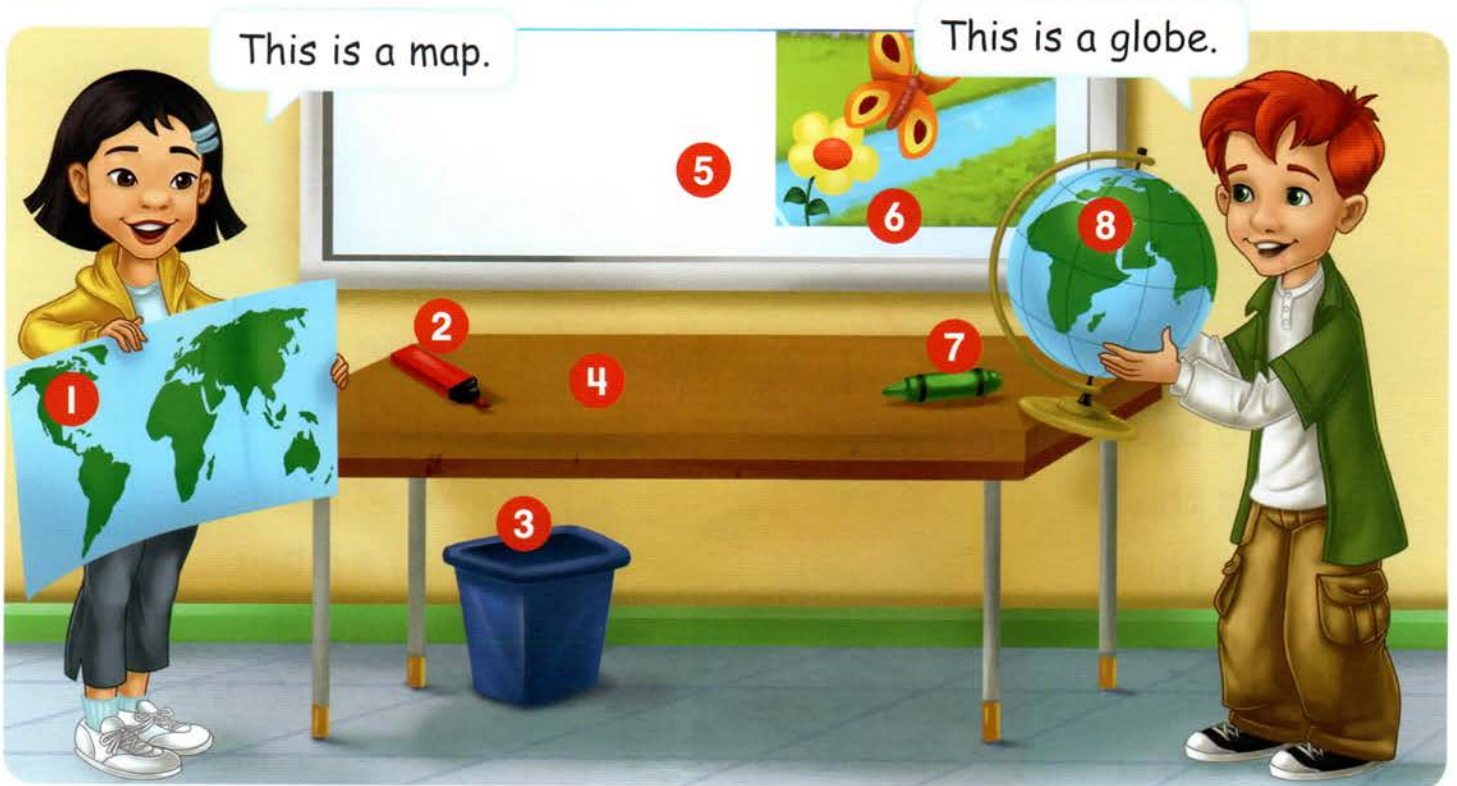
7. a poster



8. a crayon

B Make sentences.

CD1
15



CD1
16



This is a map.

C Play a game. Ask your partner. CD1
17

Is this **a poster**?
Yes, it is.
No, it isn't. It's **a pen**.



D Listen and do. CD1
18



1. Take out your book.



2. Open your book.



3. Close your book.



4. Put away your book.



A B C D E F G H I J K L M N O P Q R S T U V W X Y Z
a b c d e f g h i j k l m n o p q r s t u v w x y z

A Listen, point, and say.

CD1
19

Bb



bird



ball



boy

Pp



peach



pencil



pink


B Listen, point, and chant.

CD1
20




The B P Phonics Chant

B b ball B b boy
P p pencil P p peach
P p pencil B b ball
Pencil ball peach YES!




At the Park



What's this?



It's a ball.



Is this a ball?



No, it isn't.
It's a peach.

Unit 2 Colors and Shapes

Let's Talk




A Listen and say.

CD1
22

Hi, Andy. How are you?

I'm fine. How are you?

I'm fine. Thank you.



CD1
23

How are you?

I'm **fine**. Thank you.

B Listen and sing. 



Hi! How Are You?

Hi, how are you?
I'm fine.
Hi, how are you?
I'm fine.
Hi, how are you?
I'm fine. How are you?
I'm fine, I'm fine, I'm fine.



C Say and act. Greet your friend.



Let's Learn



A Learn the words.

CD1
25



1. yellow



2. blue



3. red



4. green



5. purple



6. orange



7. brown



8. pink



9. black



10. white

B Ask and answer.

CD1
26



CD1
27



What color is this?

It's orange.

C Make sentences.

CD1
28

1.



2.



3.



4.



5.



6.



CD1
29



This is a pencil.
It's yellow and pink.

D Listen, point, and sing.

CD1
30



The Black Cat Song

Green grass, blue sky,
Black cat, yellow eyes.
Red birds, blue sky,
Black cat, yellow eyes.

White clouds, blue sky,
Black cat, yellow eyes.
Black cat, blue sky,
Yellow, yellow eyes.



Let's Learn More



A Learn the words.

CD1
31



1. a triangle



2. a square



3. a circle



4. a star



5. a diamond



6. a heart



7. an oval



8. a rectangle

B Make sentences.

CD1
32



This is a star. It's blue.

It's a blue star.

CD1
33

This is a star. It's blue.
It's a blue star.

C Play a game. Ask your partner.

CD1
34

Is this a red square?
Yes, it is. No, it isn't.



D Listen and do.

CD1
35



1. Pick up your pencil.



2. Draw a triangle.



3. Pick up a red marker.



4. Draw a picture.



A B C D E F G H I J K L M N O P Q R S T U V W X Y Z
a b c d e f g h i j k l m n o p q r s t u v w x y z

A Listen, point, and say.

CD1
36

Cc



cat



coat



cow

Gg



girl



gate




goat

B Listen, point, and chant.

CD1
37

The C G Phonics Chant

C c	cat	G g	gate
C c	cow	G g	girl
C c	coat	G g	goat
Coat	goat	girl	WOW!



C Listen and read along.

CD1
38


On the Farm



This is my blue coat.
This is a green gate.



This is a brown cow.
This is a black cat.



This is a white goat.



Oh, no!
Is this my blue coat?

Let's Review



A Listen and check.

CD1
39

1.



A



B



C

2.



A



B



C

3.



A



B



C

4.



A



B



C

5.



A



B



C

6.



A



B



C

7.



A



B

8.



A

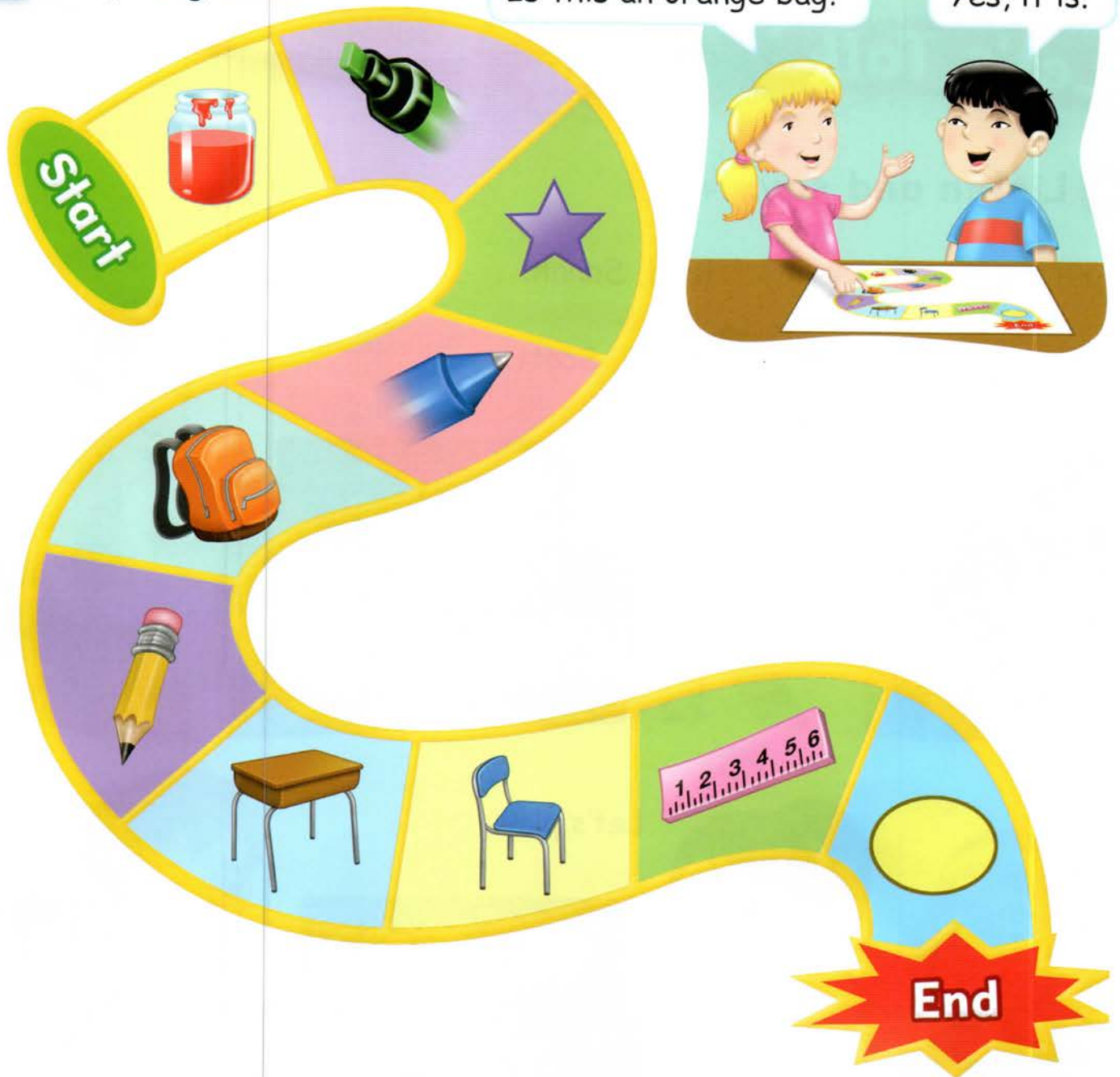


B

B Play a game.

Is this an orange bag?

Yes, it is.



I Can	Unit 1	Unit 2
1. Say the words.	<input type="checkbox"/>	<input type="checkbox"/>
2. Make sentences.	<input type="checkbox"/>	<input type="checkbox"/>
3. Ask and answer.	<input type="checkbox"/>	<input type="checkbox"/>
4. Sing the songs.	<input type="checkbox"/>	<input type="checkbox"/>
5. Read the story.	<input type="checkbox"/>	<input type="checkbox"/>

Unit 3 At the Store

Let's Talk



A Listen and say.

CD1
40

Hi, Scott. This is my friend, Sarah.

Hello, Sarah.

Hi, Scott.



Let's play!



CD1
41

This is my friend, Sarah.
Hello, Sarah.

B Listen, point, and sing.



This Is My Friend

This is my friend, Sarah.

Hello, Sarah!

This is my friend, Sarah.

Hello, Sarah!

This is my friend, Scott.

Hi, Scott!

This is my friend, Scott.

Hi, Scott!

This is my friend, Sarah.

This is my friend, Scott.

Let's play!



C Say and act. Introduce your friend.

Hi, _____. This is
my friend, _____.

Hello, _____.



Let's Learn



A Learn the words.

CD1
43



1. a crayon



2. a marker



3. a notebook



4. a pencil case



5. crayons



6. markers




7. notebooks



8. pencil cases

B Ask and answer.

CD1
44



CD1
45

How many crayons?

One crayon. Three crayons.

C Ask your partner.

CD1
46

1.




2.



3.



4.



5.



6.



CD1
47



How many **books**?

One book.

How many **stars**?

Three stars.

D Listen, write, and sing.

CD1
48



How Many?



Crayons, markers, pencil case, pencil case.

Crayons, markers, pencil case, pencil case.

2 crayons, ___ markers, ___ purple pencil case.

How many crayons? ___ crayons.

How many markers? ___ markers.

How many purple pencil cases? ___ purple pencil case.



Let's Learn More



A Learn the words. CD1 49



1. a CD



2. a video game



3. a cell phone



4. a computer



5. CDs



6. video games




7. cell phones



8. computers

B Ask and answer. CD1 50



What's this?
It's a **cell phone**.

What are these?
They're **CDs**.

They are = They're

C Play a game. Ask your partner.

CD1
52

What's this?
It's a CD.

What are these?
They're pencil cases.



D Listen and do.

CD1
53



1. Point to the computer.



2. Find the video games.



3. Count the video games.



4. Count the books.



A B C **D** E F G H I J K L M N O P Q R S **T** U V W X Y Z
a b c **d** e f g h i j k l m n o p q r s **t** u v w x y z

A Listen, point, and say.

CD1
54

Dd



desk



duck



door

Tt



tiger

2

two



toys

B Listen, point, and chant.

CD1
55



The D T Phonics Chant

D d duck D d door

T t tiger T t two

D d duck D d door

Ducks and tigers at the door!



At the Toy Store



Look at the toys!



They're tigers.



How many ducks?



Two ducks!

Unit 4 People at Home

Let's Talk



A Listen and say. CD1 57

Hi, Mom! This is my friend, Scott.

It's nice to meet you, Scott.

It's nice to meet you, too.



CD1
58

It's nice to meet you.
It's nice to meet you, too.

B Listen and sing.



The Family Song

This is my mother.

Nice to meet you.

Nice to meet you, too.

This is my father.

Nice to meet you.

Nice to meet you, too.



This is my sister.

Nice to meet you.

Nice to meet you, too.

This is my brother.


Nice to meet you.

Nice to meet you, too.



C Say and act. Introduce your family.

This is my _____.



It's nice to meet you.

It's nice to meet you, too.

Let's Learn



A Learn the words. CD1 60



1. grandmother



2. grandfather



3. mother



4. father



5. sister



6. brother



7. baby sister



8. baby brother

B Ask and answer. CD1 61



Who's she? She's my **grandmother**.
Who's he? He's my **grandfather**.

Who is = Who's
She is = She's
He is = He's

C Ask your partner.

CD1
63



D Listen, point, and chant.

CD1
64



Who's She?

Who's she?

She's Marie.

Who's he?

He's my brother, Lee.

Who's he?

He's my brother, Lou.

Who's she?


She's my sister, Sue.

Who's she?

She's my good friend, Mary.

Who's he?

He's my good friend, Harry.



Let's Learn More



A Learn the words. CD1 65



1. tall

2. short



3. young

4. old



5. pretty

6. handsome

B Make sentences. CD1 66



CD1
67

She's my mother. She's pretty.

C Listen, circle, and sing.



Is He Short? Is He Tall?

Is he short? Yes No
 Is he tall? Yes No
 Is he young? Yes No
 Is he old? Yes No
 Is he your    ?



Is she tall? Yes No
 Is she short? Yes No
 Is she old? Yes No
 Is she young? Yes No
 Is she your    ?

D Listen and do.

CD1
69

A, B, C...



1. Say the alphabet.

1, 2, 3, 4, 5, 6, 7, 8, 9, 10



2. Count to ten.



3. Read a book.



4. Write the word.



A B C D E F G H I J K L M N O P Q R S T U V W X Y Z
 a b c d e f g h i j k l m n o p q r s t u v w x y z

A Listen, point, and say.

CD1
70

Aa



apple



cat



cap



bag

B Put the sounds together.

CD1
71

c a t

c a p

b a g

C Listen, point, and chant.

CD1
72

The A Phonics Chant

A a apple A a cat

A a tap A a pat

Cat apple apple cat

Tap an apple.

Pat a cat.



D Listen and read along.

CD1
73


Let's Go to the Park



Is this your cat?
Yes, it is.



This is my bag.
This is my cap.



Look at the apples!



Who's he?
He's my brother!

Let's Review



A Listen and check.

CD1
74

1.



A



B



C

2.



A



B



C

3.

A, B, C...



A



B



C

4.

1, 2, 3...



A



B


1, 2, 3...



C

B Listen and number.


CD1
75



C Play a game. Ask your partner.

He's my brother.
He's tall.

Who's he?



I Can	Unit 3	Unit 4
1. Say the words.	<input type="checkbox"/>	<input type="checkbox"/>
2. Make sentences.	<input type="checkbox"/>	<input type="checkbox"/>
3. Ask and answer.	<input type="checkbox"/>	<input type="checkbox"/>
4. Sing the songs.	<input type="checkbox"/>	<input type="checkbox"/>
5. Read the story.	<input type="checkbox"/>	<input type="checkbox"/>

Unit 5 Happy Birthday!

Let's Talk



A Listen and say.

CD2
02

Happy birthday, Jenny!



How old are you?

I'm seven years old.

This is for you.

Thank you!



CD2
03

How old are you?


I'm **seven** years old.

B Listen and sing.



The Happy Birthday Song

It's my birthday today.
It's your birthday today.
It's my birthday today.
Happy birthday, Jenny!
One, two, three, four, five,
six, seven years old!
Now I'm seven years old.
Now you're seven years old.
Now I'm seven years old.
Happy birthday, Jenny!



C Say and act. Ask your friends.



Let's Learn



A Learn the words.

CD2
05



1. a yo-yo



2. a baseball




3. a kite



4. a doll



5. a car



6. a robot



7. a bicycle



8. a jump rope




9. a puzzle



10. a bat

B Ask and answer.

CD2
06



CD2
07

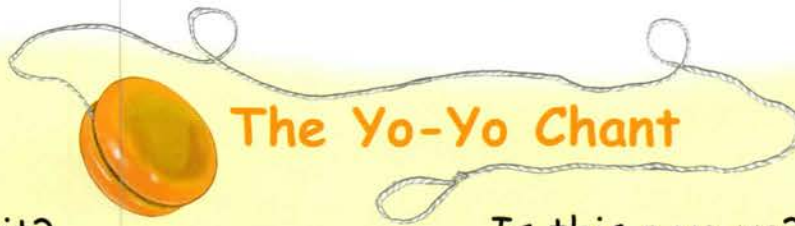
What is it?
I don't know.
It's a yo-yo.

do not = don't

C Guess. What is it?



D Listen, point, and chant.



The Yo-Yo Chant

What is it?

It's a yo-yo.

It's a little yellow yo-yo.

What is it?

It's a yo-yo.

It's a little yellow yo-yo.

Is this a yo-yo?

No, no.

Is this a yo-yo?

No, no.

Is this a yo-yo?

Yes, it is.

It's a little yellow yo-yo.



Let's Learn More



A Learn the words.

CD2
09



1. big



2. little



3. new



4. old



5. long



6. short




7. round



8. square

B Make sentences.

CD2
10



CD2
11



It's **little**.
It's **a little** box.

C Listen, point, and chant.



Is It a Big Box?

Is it a big box? Yes, it is. It's big. It's big.	Is it a little box? No, it isn't. Is it a round box? No, it isn't.
Is it a square box? Yes, it is. It's square. It's square.	Is it a big box? Yes, it is. It's a big square box.

D Listen and do.



1. ride a bicycle



2. jump rope



3. throw a ball



4. catch a ball



A B C D **E** F G H I J K L M N O P Q R S T U V W X Y Z
a b c d **e** f g h i j k l m n o p q r s t u v w x y z

A Listen, point, and say.

CD2
14

Ee



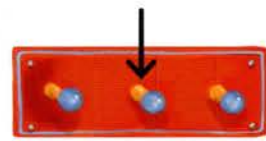
egg



bed



pet



peg

B Put the sounds together.

CD2
15

b e d

p e t

p e g

C Listen, point, and chant.

CD2
16

The E Phonics Chant

E e bed E e egg

E e pet E e peg

Bed egg pet bed

A pet and an egg on the bed!



D Listen and read along.

CD2
17

At Home



Put your coat on a peg.



This is my pet.
It's a cat.



Is this an egg?
Yes, it is.



I like eggs!


Unit 6 Outdoors

Let's Talk



A Listen and say.

CD2
18



1. sunny



2. rainy



3. windy



4. cloudy



5. snowy

CD2
19

How's the weather?
It's **sunny**.

How is = How's

B Listen, point, and sing.



How's the Weather?

How's the weather?

It's sunny.

How's the weather?

It's sunny.

How's the weather?

It's sunny. It's sunny today.

C Say and act. Talk about the weather.

How's the weather?

It's _____!



Let's Learn



A Learn the words. CD2 21



1. a flower



2. a tree



3. a cloud



4. a puddle



5. flowers



6. trees



7. clouds



8. puddles

B Ask and answer. CD2 22

2

3

How many flowers are there?

1

There's one flower.

4

5

How many trees are there?

6

There are four trees.



How many **flowers** are there?
There's **one flower**.

How many **trees** are there?
There are **four trees**.

There is = There's

C Count. Then make sentences.

CD2
24

There is **one** puddle.
There are **two** clouds.



1


















2

1

3

4

5

6

7

8

Let's Learn More



A Learn the words.

CD2
25



1. in



2. on



3. under



4. by

B Ask and answer.

CD2
26



Where's the bat?

It's on the table.



Where are the balls?

They're under the table.

CD2
27

Where's the **bat**?
It's **on** the **table**.

Where are the **balls**?
They're **under** the **table**.

Where is = Where's

C Listen, point, and sing.



Where Are the Bugs?

Where are the bugs?
They're on the flowers.
Where are the flowers?
They're by the tree.
Where's the tree?
It's in the puddle.
Where's the puddle?
It's under the tree.

D Listen and do.

CD2
29



1. Put the baseball on the table.



2. Put the bat by the baseball.



3. Put the baseball in the bag.



4. Put the bag under the tree.



A B C D E F G H **I** J K L M N O P Q R S T U V W X Y Z
a b c d e f g h **i** j k l m n o p q r s t u v w x y z

A Listen, point, and say.

CD2
30


Ii



igloo



bib



big



pit

B Put the sounds together.

CD2
31

b i b

b i g

p i t

C Listen, point, and chant.

CD2
32



The I Phonics Chant

I i igloo I i dig
I i igloo I i big
Dig big big dig
Dig a big pit by the igloo!



D Listen and read along.

CD2
33

In the Snow



It's snowy.
Let's make an igloo.



These are big squares.
This is a big pit.



This is the baby.
This is a bib.



Let's play!

Let's Review

CD2
34

A Listen and check.

1.



A



B



C

2.



A



B



C

3.



A



B



C

4.



A



B



C

5.



A



B



C

6.



A



B



C

7.



A



B



C

8.



A



B



C

B Play a game. Make sentences.

Is it a **big robot**?
 Where's the **jump rope**?
 How many **flowers** are there?
 How's the weather? It's **sunny**.



I Can	Unit 5	Unit 6
1. Say the words.	<input type="checkbox"/>	<input type="checkbox"/>
2. Make sentences.	<input type="checkbox"/>	<input type="checkbox"/>
3. Ask and answer.	<input type="checkbox"/>	<input type="checkbox"/>
4. Sing the songs.	<input type="checkbox"/>	<input type="checkbox"/>
5. Read the story.	<input type="checkbox"/>	<input type="checkbox"/>


Unit 7 Food

Let's Talk



A Listen and say.

CD2
35



CD2
36

Here you are.
Thank you.
You're welcome.

You are = You're

B Listen, point, and sing.



I Want an Apple

Apples, apples!
Where are the apples?
I'm hungry.
I want an apple.
Apples, apples!
Where are the apples?
Here you are.

Thank you.
Thank you very much.
You're welcome.
Thank you very much.
You're welcome.
Thank you, thank you.
Thank you very much.
Thank you very much!
You're welcome!



C Say and act. Hungry or thirsty?



Let's Learn



A Learn the words.

CD2
38



1. a banana



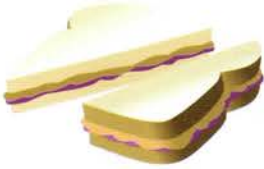
2. a soda



3. a milkshake



4. a cookie



5. a sandwich



6. a salad



7. an egg



8. an orange


B Ask and answer.

CD2
39

What do you want?

I want a banana.

I want an orange.



What do you want?

I want a banana.









I want an orange.

CD2
40



C Ask your partner.

CD2
41

1		sandwich		soda
2		egg		salad
3		banana		orange
4		cookie		milkshake

CD2
42



What do you want?

I want a sandwich and a soda.

D Listen, circle, and sing.

CD2
43



What Do You Want?

What do you want?

I want



What do you want?

I want



What do you want?

I want



What do you want?

I want



Let's Learn More



A Learn the words.

CD2
44



1. chicken



2. fish



3. pizza



4. bread



5. rice



6. milk



7. cake



8. ice cream

B Make sentences.

CD2
45

I want chicken. I don't want fish.



I want fish. I don't want chicken.

CD2
46

I want **chicken**.
I don't want **fish**.

do not = don't

C Ask and answer. Check (✓).

CD2
47

Do you want _____ ?						
						
Yes, I do.						
No, I don't.						

CD2
48

Do you want **pizza**?
Yes, I do.
No, I don't. I want **rice**.

D Listen and do.

CD2
49



1. wash my hands



2. eat pizza



3. drink milk



4. brush my teeth



A B C D E F G H I J K L M N O P Q R S T U V W X Y Z
a b c d e f g h i j k l m n o p q r s t u v w x y z

A Listen, point, and say. CD2
50

O o



octopus



dot



pot



top

B Put the sounds together. CD2
51

d o t

p o t

t o p

C Listen, point, and chant. CD2
52 

The O Phonics Chant

O o octopus O o pot

O o octopus O o top

Pot top dot pot

Octopus on top of the pot!



D Listen and read along.

CD2
53

On the Beach



Where is the pot?
I want the pot.



Where is the top?
I want the top.



What is it? It's a dot.
Look at the dots.



This is my octopus!

Unit 8 Animals

Let's Talk



A Listen and say.

CD2
54



What's your favorite color?

Red. What about you?

I like blue.

CD2
55

What's your favorite **color**?

Red. What about you?

I like **blue**.

B Listen, point, and sing. 

What's Your Favorite Color?

What's your favorite color, Ted?

My favorite color is red.

What's your favorite color, Jean?

My favorite color is green.

What's your favorite color, Jack?


My favorite color is black.

What's your favorite color, Sue?

My favorite color is blue.



C Say and act. Ask your friends.



Let's Learn



A Learn the words.

CD2
57



1. a cat



2. a dog



3. a bird



4. a rabbit



5. a frog



6. cats



7. dogs



8. birds



9. rabbits



10. frogs

B Make sentences.






CD2
58



CD2
59

There's a rabbit.
I like rabbits.

C Ask your partner. Check (✓). CD2
60

What do you like?					
					
You					
Your Partner					



What do you like?
I like **cats**.

D Listen, point, and sing. CD2
62 

I Like Turtles

I like turtles.


What about you?

I like turtles, too.

I like turtles.

I want a turtle.

I want a turtle, too.



Let's Learn More



A Learn the words.

CD2
63



1. a monkey



2. a lion



3. a bear



4. a giraffe



5. an elephant



6. monkeys



7. lions



8. bears



9. giraffes



10. elephants

B Make sentences.

CD2
64



CD2
65

I like **monkeys**.
I don't like **lions**.

C Listen, point, and chant.

CD2
66

Do You Like Cats?

Do you like cats?

Yes, I do.

Do you like dogs?

Yes, I do.

Do you like spiders?

No, I don't.

I don't like spiders!

Do you like birds?

Yes, I do.

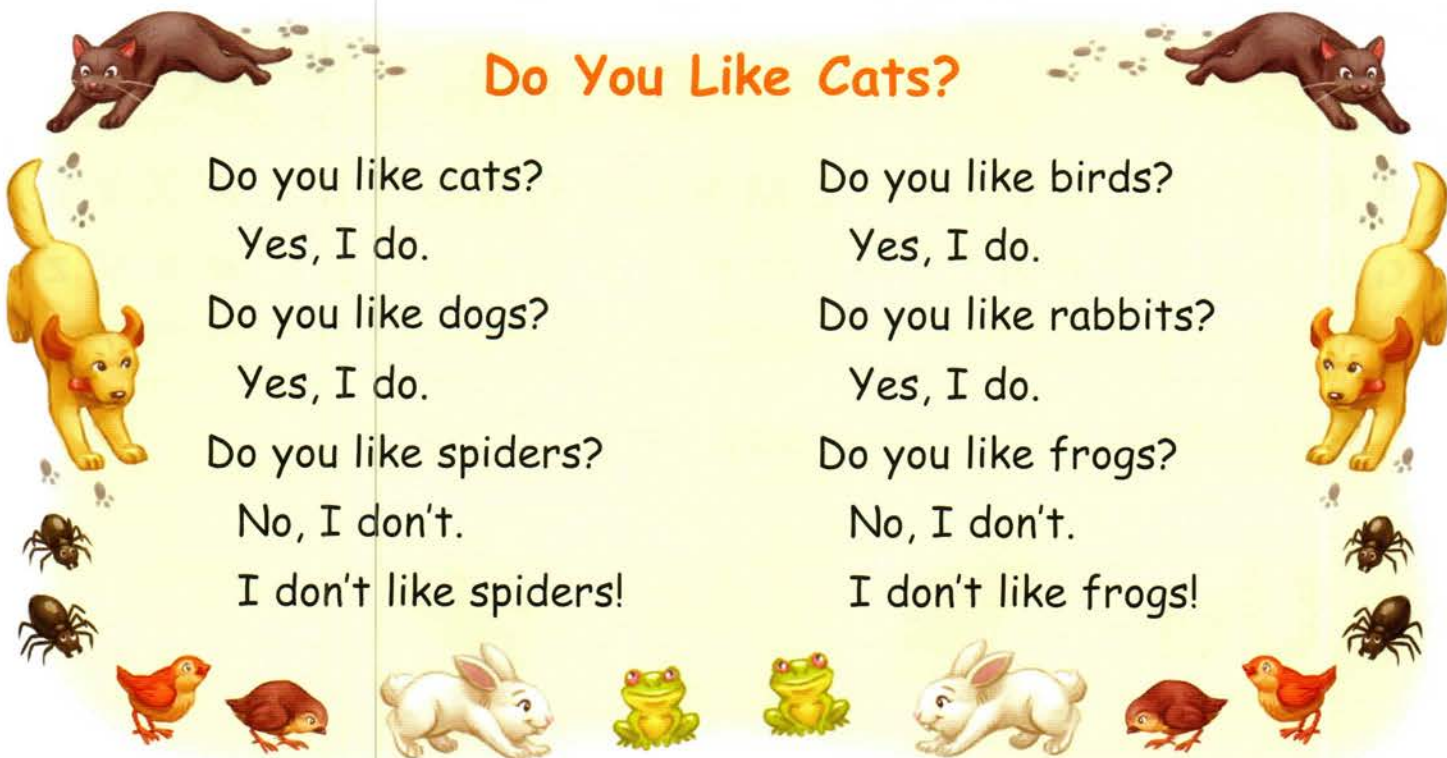
Do you like rabbits?

Yes, I do.

Do you like frogs?

No, I don't.

I don't like frogs!



D Listen and do.

CD2
67



1. hear a lion



2. see a rabbit



3. feed a fish



4. pet a goat



A B C D E F G H I J K L M N O P Q R S T U V W X Y Z
a b c d e f g h i j k l m n o p q r s t u v w x y z

A Listen, point, and say.

CD2
68

Uu



umbrella



tub



bug



cup

B Put the sounds together.

CD2
69

t u b

b u g

c u p

C Listen, point, and chant.

CD2
70



The U Phonics Chant

U u umbrella U u cup

U u umbrella U u tub

Bug cup bug tub

Bug on an umbrella in the tub!



On the Playground




Oh, no!
Where is my bug?



Is it on the umbrella?
No, it isn't.



Is it under the tub?
No, it isn't.



There it is. It's on the
cup. I like bugs!

Let's Review



A Play a game.
Make sentences.

I like _____.

I want a _____.

End



I want
a turtle.





Start



I like fish.

I want a cat.



I like bananas.



I Can

Unit 7

Unit 8

1. Say the words.
2. Make sentences.
3. Ask and answer.
4. Sing the songs.
5. Read the story.

<input type="checkbox"/>
<input type="checkbox"/>
<input type="checkbox"/>
<input type="checkbox"/>
<input type="checkbox"/>

<input type="checkbox"/>
<input type="checkbox"/>
<input type="checkbox"/>
<input type="checkbox"/>
<input type="checkbox"/>



Let's Go 1 Syllabus

Let's Remember

Alphabet Aa–Zz

Numbers 1–10

Language: What can you do? I can walk.

I can run. I can jump. I can dance.

Unit 1 Things for School

Let's Talk	Let's Learn	Let's Learn More	Let's Read
<p>Conversation: What's your name? My name is Kate.</p> <p>Song: The Hello Song</p>	<p>School Supplies: a pencil, a pen, a bag, a book, a desk, a chair, a ruler, an eraser</p> <p>Language: What's this? It's a pencil/an eraser.</p> <p>Chant: What's This? It's a Book.</p>	<p>Classroom Objects: a map, a marker, a globe, a table, a board, a wastebasket, a poster, a crayon</p> <p>Language: This is a map. Is this a poster? Yes, it is. No, it isn't.</p> <p>Listen and do: take out, open, close, put away</p>	<p>Phonics</p> <p>Bb bird, ball, boy</p> <p>Pp peach, pencil, pink</p> <p>The BP Phonics Chant</p> <p>Story: At the Park</p>

Unit 2 Colors and Shapes

Let's Talk	Let's Learn	Let's Learn More	Let's Read
<p>Conversation: How are you? I'm fine. Thank you.</p> <p>Song: Hi! How are you?</p>	<p>Colors: yellow, blue, red, green, purple, orange, brown, pink, black, white</p> <p>Language: What color is this? It's orange. This is a pencil. It's yellow and pink.</p> <p>Song: The Black Cat Song</p>	<p>Shapes: a triangle, a square, a circle, a star, a diamond, a heart, an oval, a rectangle</p> <p>Language: This is a star. It's blue. It's a blue star. Is this a red square? Yes, it is. No, it isn't.</p> <p>Listen and do: pick up, draw</p>	<p>Phonics</p> <p>Cc cat, coat, cow</p> <p>Gg girl, gate, goat</p> <p>The CG Phonics Chant</p> <p>Story: On the Farm</p>

Let's Review Units 1 and 2

Unit 3 At the Store

Let's Talk	Let's Learn	Let's Learn More	Let's Read
<p>Conversation: This is my friend, Sarah. Hello, Sarah.</p> <p>Song: This Is My Friend</p>	<p>Writing Supplies: a crayon, a marker, a notebook, a pencil case, crayons, markers, notebooks, pencil cases</p> <p>Language: How many crayons? Three crayons.</p> <p>Song: How Many?</p>	<p>Electronics: a CD, a video game, a cell phone, a computer, CDs, video games, cell phones, computers</p> <p>Language: What's this? It's a cell phone. What are these? They're CDs.</p> <p>Listen and do: point to, find, count</p>	<p>Phonics</p> <p>Dd desk, duck, door</p> <p>Tt tiger, two, toys</p> <p>The DT Phonics Chant</p> <p>Story: At the Toy Store</p>

Unit 4 People at Home

Let's Talk	Let's Learn	Let's Learn More	Let's Read
<p>Conversation: It's nice to meet you, Scott. It's nice to meet you, too.</p> <p>Song: The Family Song</p>	<p>Family Words: grandmother, grandfather, mother, father, sister, brother, baby sister, baby brother</p> <p>Language: Who's she/he? She's my grandmother. He's my grandfather.</p> <p>Chant: Who's She?</p>	<p>Describing People: tall, short, young, old, pretty, handsome</p> <p>Language: She's my mother. She's pretty.</p> <p>Song: Is He Short? Is He Tall?</p> <p>Listen and do: say, count, read, write</p>	<p>Phonics</p> <p>Aa apple, cat, cap, bag</p> <p>The A Phonics Chant</p> <p>Story: Let's Go to the Park</p>

Let's Review Units 3 and 4



Unit 5 Happy Birthday!

Let's Talk	Let's Learn	Let's Learn More	Let's Read
<p>Conversation: Happy Birthday, Jenny! How old are you? I'm seven years old. This is for you. Thank you.</p> <p>Song: The Happy Birthday Song</p>	<p>Toys: a yo-yo, a baseball, a kite, a doll, a car, a robot, a bicycle, a jump rope, a puzzle, a bat</p> <p>Language: What is it? I don't know. It's a yo-yo.</p> <p>Chant: The Yo-Yo Chant</p>	<p>Describing Things: big, little, new, old, long, short, round, square</p> <p>Language: It's little. It's a little box.</p> <p>Chant: Is It a Big Box?</p> <p>Listen and do: ride, jump, throw, catch</p>	<p>Phonics</p> <p>Ee egg, bed, pet, peg</p> <p>The E Phonics Chant</p> <p>Story: At Home</p>

Unit 6 Outdoors

Let's Talk	Let's Learn	Let's Learn More	Let's Read
<p>Conversation: How's the weather? It's sunny.</p> <p>Weather: sunny, rainy, windy, cloudy, snowy</p> <p>Song: How's the Weather?</p>	<p>Nature: a flower, a tree, a cloud, a puddle, flowers, trees, clouds, puddles</p> <p>Language: How many flowers/trees are there? There is one flower. There are four trees.</p>	<p>Location Words: in, on, under, by</p> <p>Language: Where's the bat? It's on the table. Where are the balls? They're under the table.</p> <p>Song: Where Are The Bugs?</p> <p>Listen and do: put on, put by, put in, put under</p>	<p>Phonics</p> <p>Ii igloo, bib, big, pit</p> <p>The I Phonics Chant</p> <p>Story: In the Snow</p>

Let's Review Units 5 and 6

Unit 7 Food

Let's Talk	Let's Learn	Let's Learn More	Let's Read
<p>Conversation: I'm hungry. I want an apple. I'm thirsty. I want juice. Here you are. Thank you. You're welcome.</p> <p>Song: I Want an Apple</p>	<p>Foods: a banana, a soda, a milkshake, a cookie, a sandwich, a salad, an egg, an orange</p> <p>Language: What do you want? I want a banana.</p> <p>Song: What Do You Want?</p>	<p>More Foods: chicken, fish, pizza, bread, rice, milk, cake, ice cream</p> <p>Language: I want chicken. I don't want fish. Do you want pizza? Yes, I do. No, I don't.</p> <p>Listen and do: wash, eat, drink, brush</p>	<p>Phonics</p> <p>Oo octopus, dot, pot, top</p> <p>The O Phonics Chant</p> <p>Story: On the Beach</p>

Unit 8 Animals

Let's Talk	Let's Learn	Let's Learn More	Let's Read
<p>Conversation: What's your favorite color? Red. What about you? I like blue.</p> <p>Song: What's Your Favorite Color?</p>	<p>Pets: a cat, a dog, a bird, a rabbit, a frog, cats, dogs, birds, rabbits, frogs</p> <p>Language: There's a rabbit. I like rabbits. What do you like?</p> <p>Song: I Like Turtles</p>	<p>Zoo Animals: a monkey, a lion, a bear, a giraffe, an elephant, monkeys, lions, bears, giraffes, elephants</p> <p>Language: I like monkeys. I don't like lions.</p> <p>Listen and do: hear, see, feed, pet</p>	<p>Phonics</p> <p>Uu umbrella, tub, bug, cup</p> <p>The U Phonics Chant</p> <p>Story: On the Playground</p>

Let's Review Units 7 and 8

Word List

A

about 66
am 4
and 15
apple 36
are 12

B

baby 32
bag 6
ball 10
banana 60
baseball 42
bat 42
bear 70
bed 46
bib 54
bicycle 42
big 44
bird 10
birthday 40
black 14
blue 14
board 8
book 6
box 44
boy 10
bread 62
brother 32
brown 14
brush 63
bug 72
by 52

C

cake 62
can 3
cap 36
car 42
cat 18
catch 45
CD 26
cell phone 26
chair 6
chicken 62
circle 16
close 9
cloud 50
cloudy 48
coat 18
color 14
computer 26
cookie 60
count 27
cow 18
crayon 8
cup 72

D

dance 3
desk 6
diamond 16
dig 54
do 3
dog 68
doll 42
door 28
dot 64
draw 17
drink 63
duck 28

E

eat 63
egg 46
eight (8) 3
elephant 70
eraser 6

F

father 32
favorite 66
feed 71
find 27
fine 12
fish 62
five (5) 3
flower 50
four (4) 3
friend 22
frog 68

G

gate 18
giraffe 70
girl 18
globe 8
goat 18
grandfather 32
grandmother 32
green 14

H

hands 63
handsome 34
happy 40
he 32
hear 71
heart 16
hello 4
here 58
hi 12
how 12
hungry 58

I

ice cream 62
igloo 54
in 52
is 4
it 6

J

juice 58
jump rope 42

K

kite 42
know 42

L

let's 55
like 47
lion 70
little 44
long 44
look 29

M

make 55
many 24
map 8
marker 8
meet 30
milk 62
milkshake 60
monkey 70
mother 32
my 4

N

name 4
new 44
nice 30
nine (9) 3
no 9
not 42
notebook 24

O

octopus 64
old 34
on 52
one (1) 3
open 9
orange 14
oval 16

P

pat 36
peach 10
peg 46
pen 6
pencil 6

pencil case 24
pet 46
pick up 17
pink 10
pit 54
pizza 62
poster 8
pot 64
pretty 34
puddle 50
purple 14
put 47
put away 9
puzzle 42

R

rabbit 68
rainy 48
read 35
rectangle 16
red 14
rice 62
ride 45
robot 42
round 44
ruler 6
run 3

S

salad 60
sandwich 60
say the
 alphabet 35
see 71
seven (7) 3
she 32
short 34
sister 32
six (6) 3
snow 55
snowy 48
soda 60
square 16
star 16
sunny 48

T

table 8
take out 9
tall 34
tap 36
teeth 63
ten (10) 3
thank you 12
there 50
these 26
they 26

thirsty 58
this 6
three (3) 3
throw 45
tiger 28
to 27
too 30
top 64
toys 28
tree 50
triangle 16
tub 72
turtle 69
two (2) 3

U

umbrella 72
under 52

V

video game 26

W

walk 3
want 58
wash 63
wastebasket 8
weather 48
welcome 58
what 3
where 52
white 14
who 32
windy 48
word 35
write 35

Y

years 40
yellow 14
yes 9
yo-yo 42
you 3
young 34
your 4

Student Audio Track List


KEY	Student	Class CD	
Audio	Track	Track in book	
02	CD1-02		A. Listen, point, and say.

- 11 Introduction**
- Let's Remember**
- 12 CD1-02 A. Listen, point, and sing.
"The Alphabet Song"
- 13 CD1-03 B. Let's count.
- Unit 1 Things for School**
- Let's Talk
- 14 CD1-05 A. Listen and say.
- 15 CD1-07 B. Listen and sing.
"The Hello Song"
- Let's Learn
- 16 CD1-08 A. Learn the words.
- 17 CD1-13 D. Listen, point, and chant.
"What's This? It's a Book"
- Let's Learn More
- 18 CD1-14 A. Learn the words.
- 19 CD1-18 D. Listen and do.
- Let's Read
- 0 CD1-19 A. Listen, point, and say.
- 1 CD1-20 B. Listen, point, and chant.
"The BP Phonics Chant"
- 2 CD1-21 C. Listen and read along.
- Unit 2 Colors and Shapes**
- Let's Talk
- 3 CD1-22 A. Listen and say.
- 4 CD1-24 B. Listen and sing.
"Hi! How Are You?"
- Let's Learn
- 5 CD1-25 A. Learn the words.
- 6 CD1-30 D. Listen, point, and sing.
"The Black Cat Song"
- Let's Learn More
- 7 CD1-31 A. Learn the words.
- 8 CD1-35 D. Listen and do.
- Let's Read
- 9 CD1-36 A. Listen, point, and say.
- 10 CD1-37 B. Listen, point, and chant.
"The CG Phonics Chant"
- 11 CD1-38 C. Listen and read along.

- Unit 3 At the Store**
- Let's Talk
- 22 CD1-40 A. Listen and say.
- 23 CD1-42 B. Listen, point and sing.
"This Is My Friend"
- Let's Learn
- 24 CD1-43 A. Learn the words.
- 25 CD1-48 D. Listen, write, and sing.
"How Many?"
- Let's Learn More
- 26 CD1-49 A. Learn the words.
- 27 CD1-53 D. Listen and do.
- Let's Read
- 28 CD1-54 A. Listen, point, and say.
- 29 CD1-55 B. Listen, point, and chant.
"The DT Phonics Chant"
- 30 CD1-56 C. Listen and read along.
- Unit 4 People at Home**
- Let's Talk
- 31 CD1-57 A. Listen and say.
- 32 CD1-59 B. Listen and sing.
"The Family Song"
- Let's Learn
- 33 CD1-60 A. Learn the words.
- 34 CD1-64 D. Listen point, and chant.
"Who's She?"
- Let's Learn More
- 35 CD1-65 A. Learn the words.
- 36 CD1-68 C. Listen, circle, and sing.
"Is He Short? Is He Tall?"
- 37 CD1-69 D. Listen and do.
- Let's Read
- 38 CD1-70 A. Listen, point, and say.
- 39 CD1-71 B. Put the sounds together.
- 40 CD1-72 C. Listen, point, and chant.
"The A Phonics Chant"
- 41 CD1-73 D. Listen and read along.

- Unit 5 Happy Birthday**
- Let's Talk
- 42 CD2-02 A. Listen and say.
- 43 CD2-04 B. Listen and sing.
"The Happy Birthday Song"
- Let's Learn
- 44 CD2-05 A. Learn the words.
- 45 CD2-08 D. Listen, point, and chant.
"The Yo-Yo Chant"
- Let's Learn More
- 46 CD2-09 A. Learn the words.
- 47 CD2-12 C. Listen, point, and chant.
"Is It a Big Box?"
- 48 CD2-13 D. Listen and do.
- Let's Read
- 49 CD2-14 A. Listen, point, and say.
- 50 CD2-15 B. Put the sounds together.
- 51 CD2-16 C. Listen, point, and chant.
"The E Phonics Chant"
- 52 CD2-17 D. Listen and read along.
- Unit 6 Outdoors**
- Let's Talk
- 53 CD2-18 A. Listen and say.
- 54 CD2-20 B. Listen, point, and sing.
"How's the Weather?"
- Let's Learn
- 55 CD2-21 A. Learn the words.
- Let's Learn More
- 56 CD2-25 A. Learn the words.
- 57 CD2-28 C. Listen and sing.
"Where Are the Bugs?"
- 58 CD2-29 D. Listen and do.
- Let's Read
- 59 CD2-30 A. Listen, point, and say.
- 60 CD2-31 B. Put the sounds together.
- 61 CD2-32 C. Listen, point, and chant.
"The I Phonics Chant"
- 62 CD2-33 D. Listen and read along.

- Unit 7 Food**
- Let's Talk
- 63 CD2-35 A. Listen and say.
- 64 CD2-37 B. Listen, point and sing.
"I Want an Apple"
- Let's Learn
- 65 CD2-38 A. Learn the words.
- 66 CD2-43 D. Listen, circle, and sing.
"What Do You Want?"
- Let's Learn More
- 67 CD2-44 A. Learn the words.
- 68 CD2-49 D. Listen and do.
- Let's Read
- 69 CD2-50 A. Listen, point, and say.
- 70 CD2-51 B. Put the sounds together.
- 71 CD2-52 C. Listen, point, and chant.
"The O Phonics Chant"
- 72 CD2-53 D. Listen and read along.
- Unit 8 I Can**
- Let's Talk
- 73 CD2-54 A. Listen and say.
- 74 CD2-56 B. Listen, point, and sing.
"What's Your Favorite Color?"
- Let's Learn
- 75 CD2-57 A. Learn the words.
- 76 CD2-62 D. Listen, point, and sing.
"I Like Turtles"
- Let's Learn More
- 77 CD2-63 A. Learn the words.
- 78 CD2-66 C. Listen, point, and chant.
"Do You Like Cats?"
- 79 CD2-67 D. Listen and do.
- Let's Read
- 80 CD2-68 A. Listen, point, and say.
- 81 CD2-69 B. Put the sounds together.
- 82 CD2-70 C. Listen, point, and chant.
"The U Phonics Chant"
- 83 CD2-71 D. Listen and read along.



LET'S GO

4th Edition

The **NEW** edition of the bestselling 7-level primary English course!

Millions of children around the world have learned to speak English through the trusted methodology of **LET'S GO**:

- **Conversations and question-and-answer practice** get children talking from the very beginning
- **Interactive songs and chants** by Carolyn Graham bring classrooms to life
- **NEW Phonics and reading lessons** help children learn to read fluently
- **NEW Fun phonics chants and drum tracks** improve pronunciation and intonation
- **NEW Communication games** give children many more opportunities to use English with confidence



Oxford › making  sense

- **Student Book**
- **Student Book with Student Audio CD** of conversations, vocabulary, songs, and readings
- **Workbook**
- **Workbook with Online Practice**
- **Teacher's Book with Test Center and Online Practice**
- **Class Audio CDs**
- **Teacher Cards and Student Cards**
- **Oxford iTools**
Digital Classroom Resources

www.oup.com/elt/letsgo

OXFORD
UNIVERSITY PRESS

www.oup.com



Recommended Readers
Dolphin Readers
Level 1

CEF
B1
A2
A1

ISBN 978-0-19-462618-7

9 780194 626187